



Shenzhen Flourish Electronics Co., LTD

FILE NO.

QC-T4-09


Ver:

1.0

Page

1/13

(C) D- C



CUSTOMER

PART NO

DESCRIPTION

6M



No.	Item	Page
1	COMPONENT SPEC VERSION RECORD	3
2		4
3	(Part No. Explain)	5
4	(Specification details & dimensions)	6
5	(Size Explain)	8
6	(Safety Certification)	9
7	Structure	9
8	packing description	10
9	Welding according to the instruction	11
10	HANDLING PRECAUTIONS FOR CERAMIC CAPACITORS	11-13



Shenzhen Flourish Electronics Co., LTD
(C) D- C

FILE NO.	QC-T4-09
Ver:	1.0
Page	3/13



Shenzhen Flourish Electronics Co., LTD

FILE NO.

QC-T4-09

Ver:

1.0

Page

4/13

(C) D- C



: -40 ~ 175

: -10 ~ 40



ROBARK

hgpb
ywb



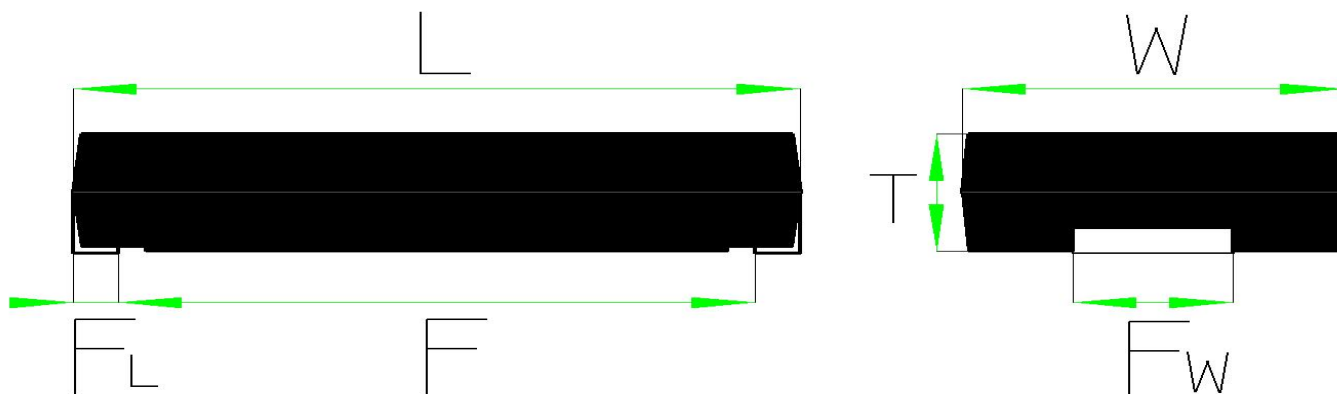
Shenzhen Flourish Electronics Co., LTD
(C) D- C

FILE NO.	QC-T4-09
Ver:	1.0
Page	6/13

2.1

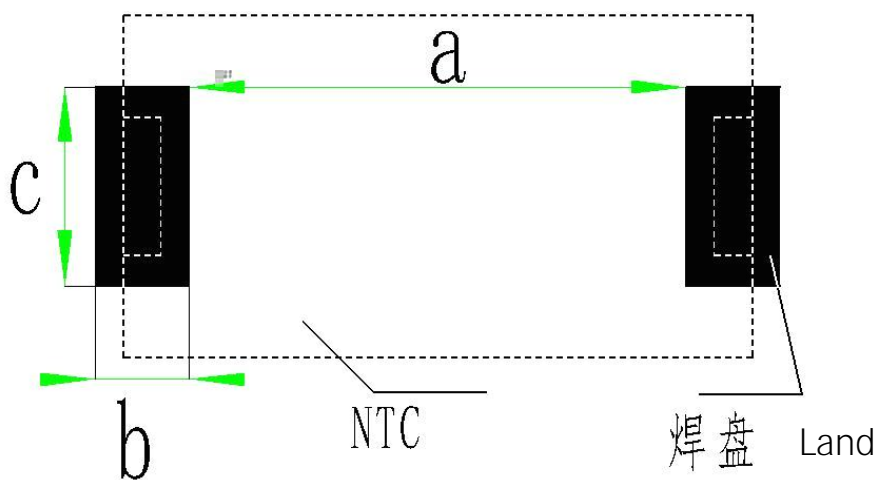
μ

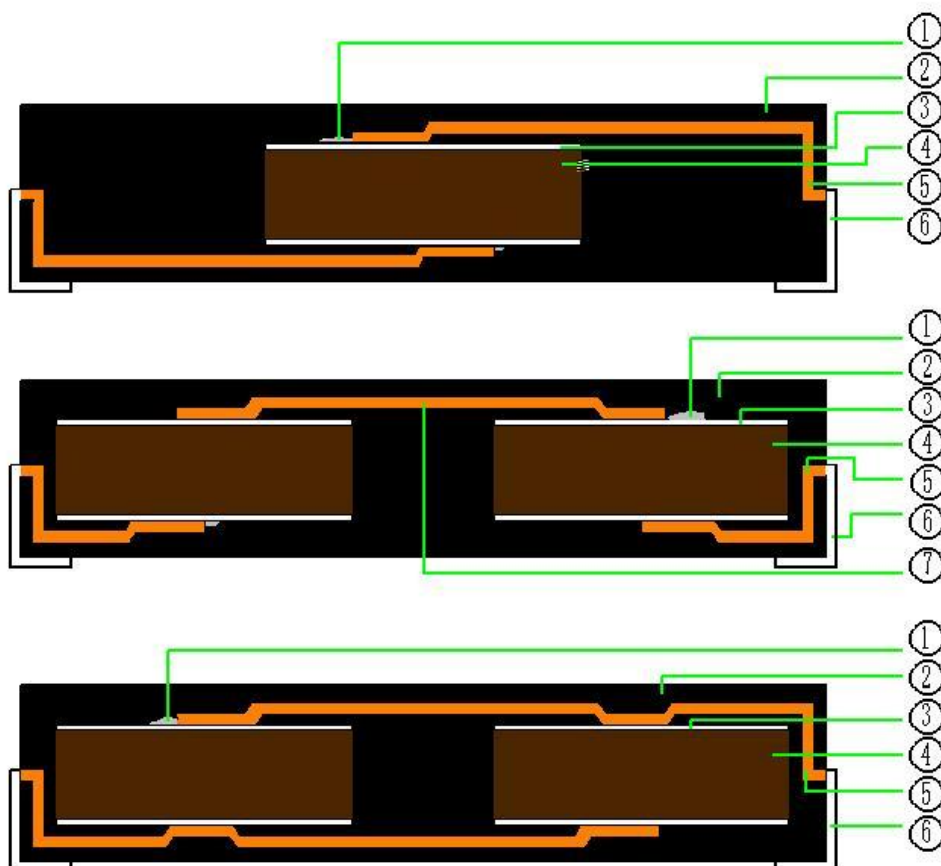
2.2 : mm



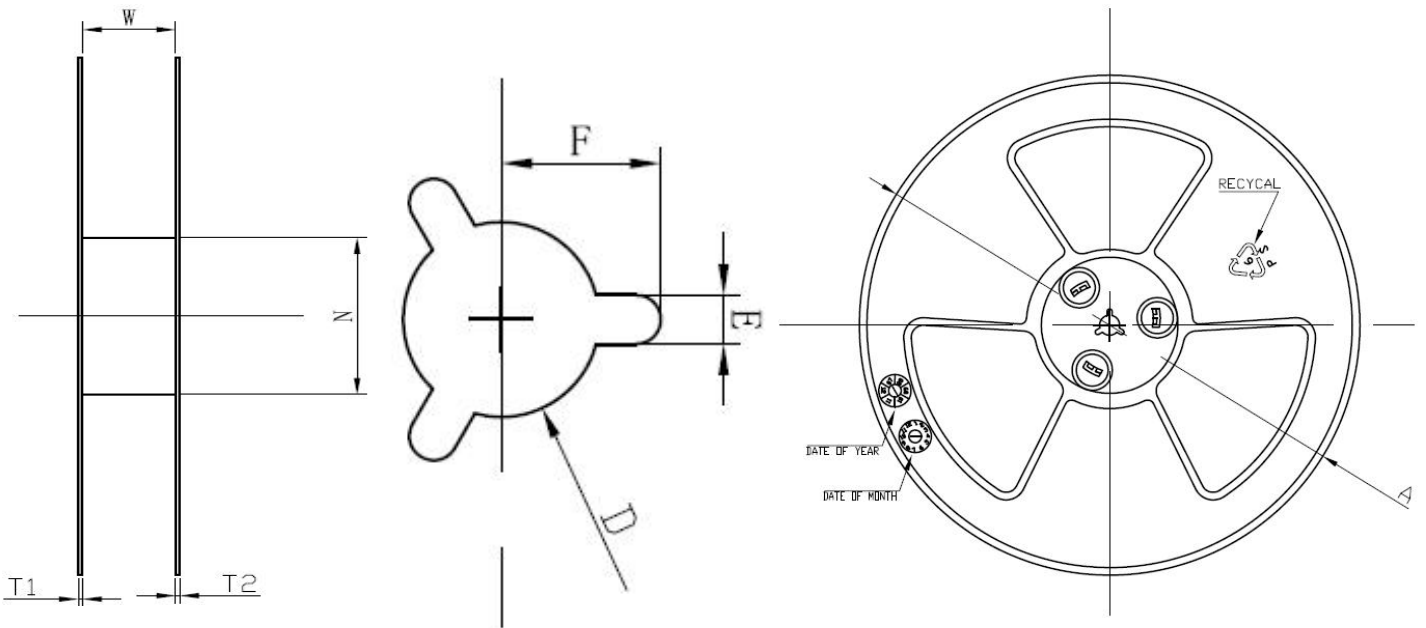

	±	±	±	±	±	±

2.3 : mm

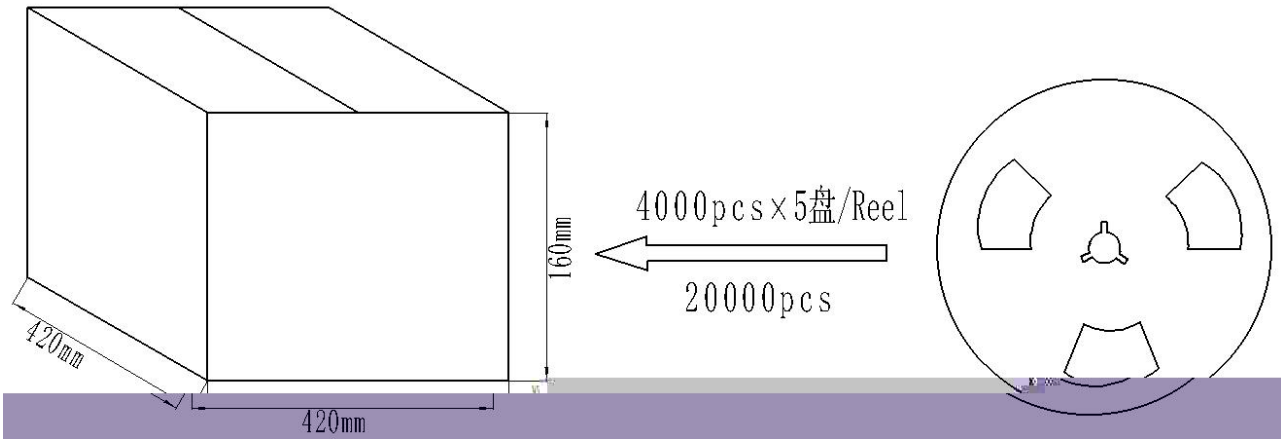




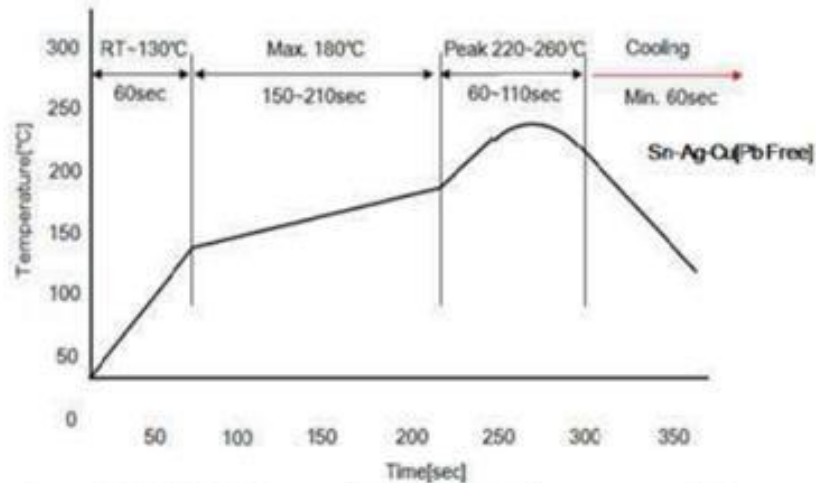
No.	Part name	Material	RoSH
1		Sn-Sb /Sn-Pb-Ag	RoSH
2		UL94V-0	
3		/	
4			
5			
6	SMD	a d	



	±	±	±	±	±	±	±	±



☆ 回流焊接曲线



温区	温度范围 (°C)	时间 (sec)	备注
a	RT~130	60	焊锡: Sn-Ag-Cu 高温时间: < 10 sec
b	180 max	150~210	
c	220~260(260 max)	60~110	
d	220~RT	60 min	

当焊接温度低于锡的熔点时，贴片镀锡端子的可焊性将下降。使用之前请确认贴片镀锡电极的可焊性。焊接区出风口及内部空间最高温度不能超过 280°C，温度超过时，会造成产品发生失效。由于超温使用所造成的不良，我司不予承担责任。



NTC

NTC ;

MSL3

6

:10to30

:60%max.

168

HIC

6

HIC

60 *168hr.

()

Level	Bake@40C 5%RH	
	Saturated@30C/85%RH	At limit of Floor life+72hr@30C/60RH
3	79days	67days

()

1

NTC

NTC

2

PCB/PWB

NTC

NTC

: 400C

: 50W

: 3.5



3

NTC

() /

4

(100C)

()

:

: 20W

: 5

PCB/PWB